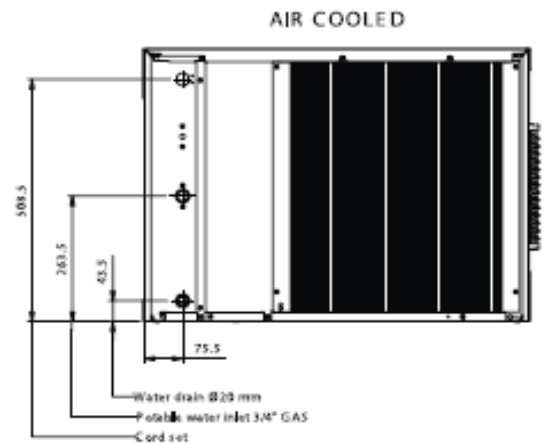
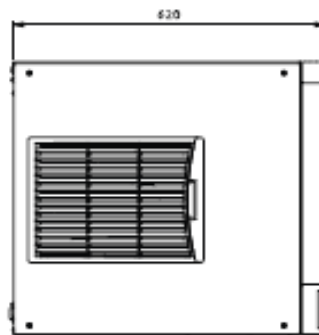
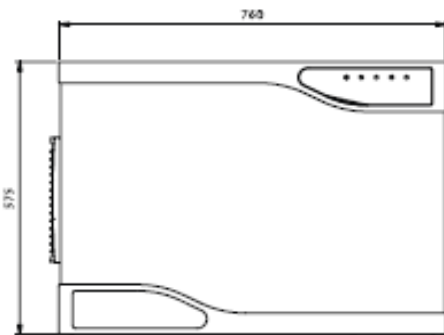


Simag SV325 (Head Only) - 285kg production



SPECIFICATION



DIMENSIONS

Width 760 mm
 Depth 620 mm
 Height 575 mm
 Height with bin 1800mm

PLUMBING CONNECTIONS

10 amp 1 metre power lead 508.5 mm
 3/4" Water Inlet 263.5 mm
 20mm Water Outlet Gravity 43.5 mm
 (If using Frostline bin Drain outlet 125mm *base)