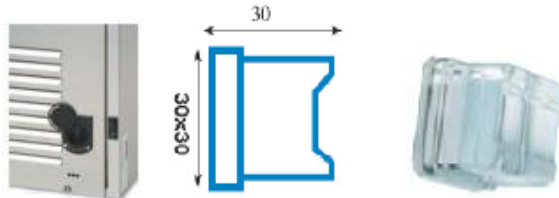
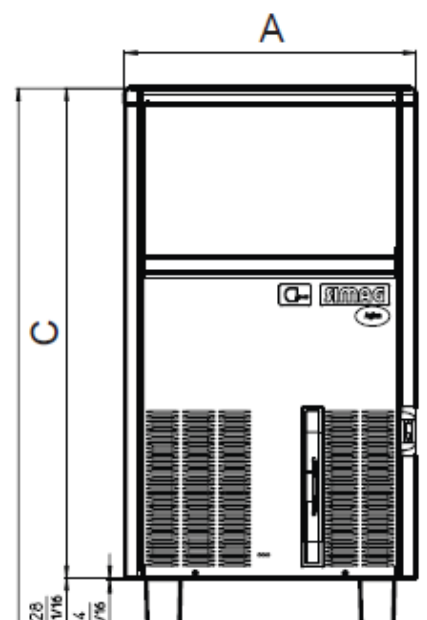
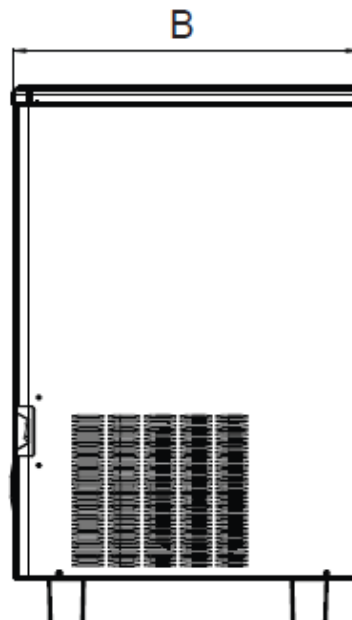
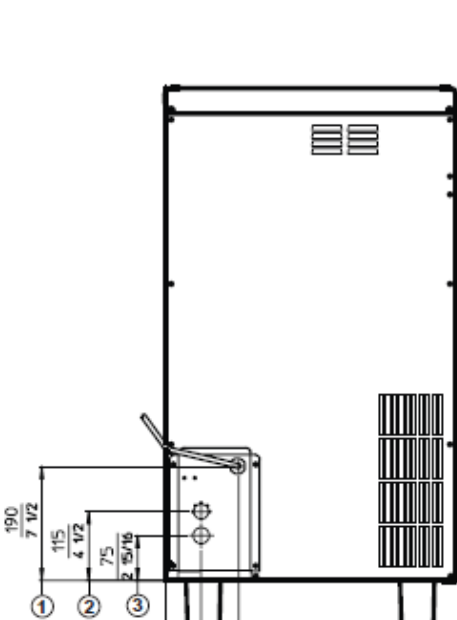


IM25 - 20kg production 6.5kg storage



SPECIFICATION

SCN Cube



DIMENSIONS

- (A) Width 334 mm
- (B) Depth 457 mm
- (C) Height 597 / 622mm with legs

PLUMBING CONNECTIONS

- (1) 10 amp 1 metre power lead 190 mm
- (2) 20mm Water Outlet Gravity 115 mm
- (3) 3/4" Water Inlet 75 mm