

RB300

406 kg Storage bin

icemachinesdirect
EUROPEAN MACHINES LOWEST PRICES GUARANTEED



Other models in this range: **RB100 - RB150 - RB190**

Technical Features

- Convenient & hygienic internal ice scoop holder.
- Exterior panels in durable stainless steel.
- Polyurethane Insulation.
- High density, non-corroding Polyethylene bin liner, is designed with easy-to-clean rounded corners, and resists scratches and scuffs from ice scoops.
- Robust door frame will resist operational abuse.
- Rounded door-lip profile allows an easy reach for enhanced ease of operation.
- Fully removable door gasket seals door opening to reduce ice melt, easily disassembled for manual cleaning.
- Internal ice deflector enhances ice distribution to maximize bin storage capacity.
- Load resistant, stainless steel adjustable legs.
- Bin Caster available on request for selected models.
- Storage bin base drain tube conveniently rotates at 360° radius to allow ease-of-connection with any floor water drain position.

Bin Capacity

kg 406

Warranty

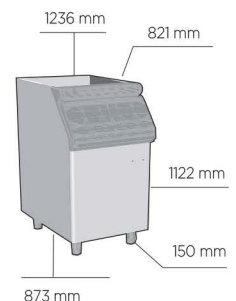
2 years warranty on components



Technology and Certifications



Certified ISO 9001:2008
TOTAL QUALITY



Factory 12 Sandown Square
56 Smith Rd Springvale Vic 3171

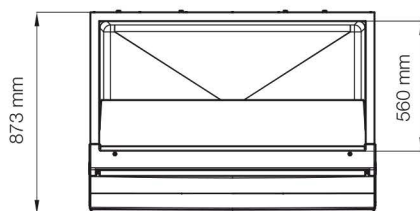
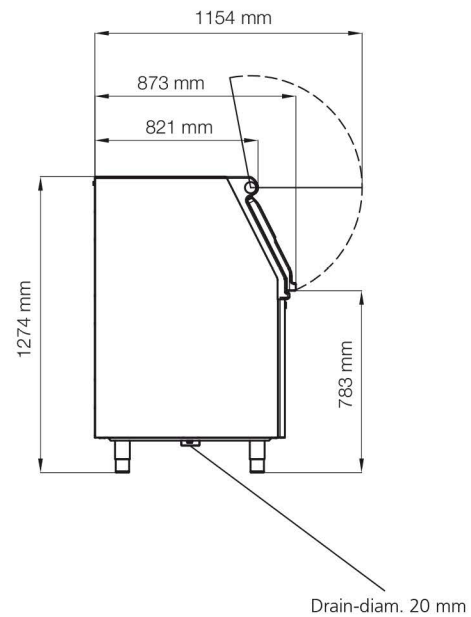
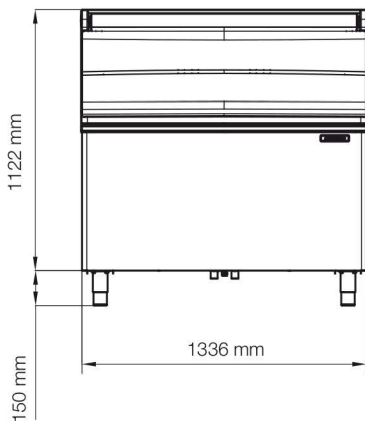
www.icemachinesdirect.com.au
1300 700 585



RB300

406 kg Storage bin

Other models in this range: **RB100 - RB150 - RB190**



| | Net Weight kg | Shipping Weight kg |
|-------|------------------|-----------------------|
| R 300 | 73 | 97 |